

This file has been cleaned of potential threats.

If you confirm that the file is coming from a trusted source, you can send the following SHA-256 hash value to your admin for the original file.

880fcfb0c5befd1d917d148fb2e72d1b15fc05923248e86a2776f7ee930ad01a

To view the reconstructed contents, please SCROLL DOWN to next page.

Submission guideline

1

In order to submit your manuscript, you have to first sign up to the conference website via the [Sign Up](#) link in the login section of the conference main page.

* User name
Only alphanumeric chars in English and _ char are valid. Allowed length: 15 Character

* Password
Strong

* Retype password

* E-mail address
E-mail2:

* Gender

* Title

* First name

* Last name

* Affiliation

Address

* Phone

* Cell phone

* Education

* Country

Photo No file chosen
(jpg, gif, png) - Maximum file size is 30KB

CAPTCHA Solution
Click on **Pen** photo.
For detection of human from machine(CAPTCHA Solution)

Fill all the required fields and click on the **send** button.

2

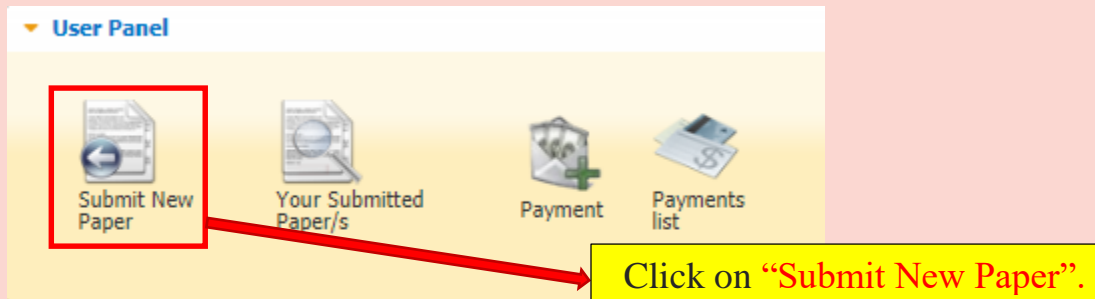
Login to iccke2019.um.ac.ir with your username and password.



The image shows a login page titled "Login". It has two input fields: "User name:" with the text "user" and "Password:" with masked characters. Below these is a CAPTCHA section labeled "_CAPSUL" with the instruction "Click on Earth photo. For detection of human from machine(CAPTCHA Solution)". There are six icons: a lightbulb, a heart, a globe (highlighted with a red box), a key, a house, and a bug. At the bottom left, a "Log in" button is highlighted with a red box. A red arrow points from this button to a yellow box on the right containing the text "Log in to your account".

3

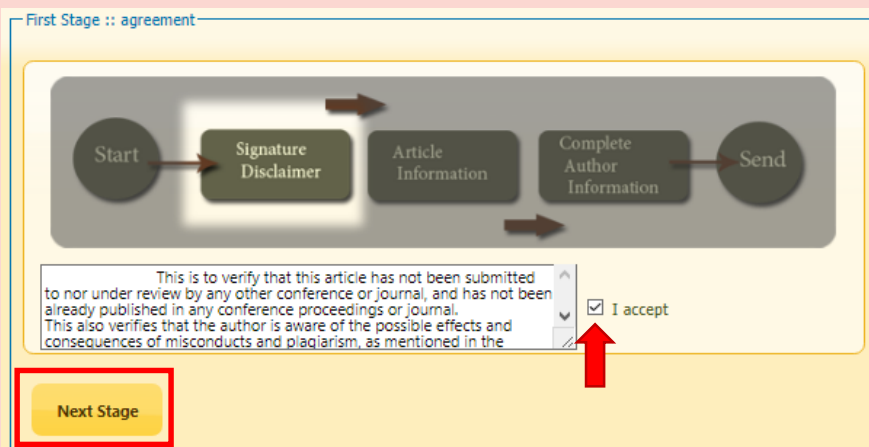
Click on home button. Go to the User Panel.



The image shows a "User Panel" navigation menu with five icons: "Submit New Paper" (highlighted with a red box), "Your Submitted Paper/s", "Payment", and "Payments list". A red arrow points from the "Submit New Paper" icon to a yellow box on the right containing the text "Click on 'Submit New Paper'".

4

You have to confirm that the paper is solely submitted to ICCKE2019 and not anywhere else, if you agree mark "I accept" and press "next stage".



The image shows a "First Stage :: agreement" form. At the top, a flowchart shows the process: Start -> Signature Disclaimer -> Article Information -> Complete Author Information -> Send. Below the flowchart is a text box with a scroll bar containing the following text: "This is to verify that this article has not been submitted to nor under review by any other conference or journal, and has not been already published in any conference proceedings or journal. This also verifies that the author is aware of the possible effects and consequences of misconducts and plagiarism, as mentioned in the". To the right of this text is a checked checkbox labeled "I accept". A red arrow points to this checkbox. At the bottom left, a "Next Stage" button is highlighted with a red box.

5

Fill out the form by typing (or Copy & Paste) title, abstract, and keywords of your paper.

Second Stage :: Paper Information

* Paper Title
Submission Guideline for ICCKE 2019

Abstract:
(The minimum number of words Abstract:10
The maximum number of words Abstract:500)
The International Conference on Computer and Knowledge Engineering (ICCKE) is an online annual conference for the presentation of cutting-edge research contributions in the fields of computer and knowledge engineering

* Keywords
International Conference, ICCKE 2019, Ferdowsi University of Mashhad

* Topic
Computer Algorithms

* Paper PDF file
Choose File guideline.pdf Maximum file size is 20MB

* Paper zip file : doc/docx OR LaTeX
Choose File guideline.zip

Previous Stage Next Stage

6

Select one of 24 tracks which is most close to your paper. The program committee chair reserves his right to change the track of your paper if necessary.

7

Upload the PDF file of your paper. The paper should be written in full accordance to IEEE template provided. (Important NOTE: Failing to do this may exclude your paper from publishing in *IEEEExplore!*)

9


Click and go to the next stage

8

Upload the source files of your paper as a single zip file.

Enter the information for each of the authors.

Third Stage :: Send Author Information



Author No. 1

_NOTE_ENG_STEM

* First Name

* Last Name

* E-mail address

* Title

Country

Address

Phone

* Cell phone

* Education

Affiliation

Adress

Add new author **Delete Author**



Alert: Filling Fields marked with an * is mandatory.
Your Paper will be sent when the message 'Your Paper was successfully submitted.' is shown.

Note! Details of all authors of the paper must be given in this stage. To do so, use the "Add new author" tab.

Send **Previous Stage**

Note! Details of all authors of the paper must be given in this stage. To do so, use the "Add new author" tab.

i Operation was successfully done! A confirmation email will be sent to authors. You can check the status of your papers via the **Your Submitted Paper(s)** tab.

Details for Paper No. 7	
Paper Language :	English
Subject :	Computer Algorithms
Title :	Submission Guideline for ICCKE 2019
Abstract :	The International Conference on Computer and Knowledge Engineering (ICCKE) is an online annual conference for the presentation of cutting-edge research contributions in the fields of computer and knowledge engineering
Keywords :	International Conference, ICCKE 2019, Ferdowsi University of Mashhad
Sender :	User User
Submission date :	Saturday, May 04, 2019 - 05:35 PM
Related File(s) (Last Version) :	 
Status :	New Submitted - Raw

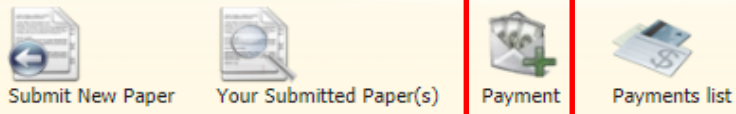
Click "send" and complete your submission by clicking on « Editing completed and submitted to the Secretariat ». You will be notified of your paper status by an email and you can follow its state in your user panel under "submitted papers".

IMPORTANT NOTE: After paper submission you **SHOULD** pay a submission fee of 500,000 Rials! To do so, click on the “payment” button in user panel.

Pay 50000 Rials per each paper via **bank-transfer** or **card-to-card**. Keep the reference number and a copy (PDF or JPG) of the receipt.

NOTE for Foreign authors: you can apply to waive this payment as will be described in the following!

User name : user User ID : 183



Submit New Paper Your Submitted Paper(s) **Payment** Payments list

* Emergency Phone: 0123456789

* Comment about the cause of Payment: Submission Payment

* Paper Code: 7

Member no. 1

* First Name: User

* Last Name: User

* Cell phone: 0123456789

* E-mail address: user@mail.um.ac.ir

* Payment Due: Submission Payment - 500000Rials
* Check this box for initial payment (pay for each of your papers separately)

IEEE Member Card: No file chosen
Max size: 500K, File type:PNG/JPG/GIF

Student Card: No file chosen
Max size: 500K, File type:PNG/JPG/GIF

13

Fill all the required fields and click on the **next** button.

Attention! Order was successfully done. In order to complete process, select type of payment and go on.

Order ID	Amount-calculated by the system	Cell phone	Comment about the cause of Payment
12 ➔	500000	0123456789	paper submission

Select type of checkout:

14

Click on “add receipt information”.

Add receipt information.

* Receipt Scan : receipt.PNG
Max size: 500K, File type:PNG/JPG/GIF

* Receipt Date : Please enter printed date by bank on your receipt.

* Receipt Number :

* Bank Account :

* Amount : Rials

15

Upload receipt scan. Fill in receipt date (YY/MM/DD), number, amount and select bank account. Then Click on **submit** button. Finally the next notification will be shown to you.

Payment Result

Receipt information, was successfully added and was referred for approval to the financial responsibility. ⓘ
REF_ID:0
شماره پیگیری سیستم: 13

NOTE: *Foreign Authors* who cannot pay via bank-transfer, just upload a document (ID, student cars or so) in this stage and 1111 as reference number and 500000 as amount!